



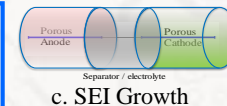
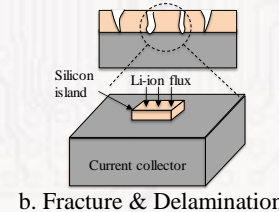
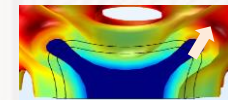
- Reliability-based design optimization (RBDO)
- Physics of failure analysis, diagnosis & prognosis
- Failure mode, effect, and criticality analysis (FMECA)

<http://rasalab.ise.illinois.edu>

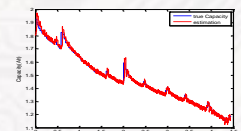
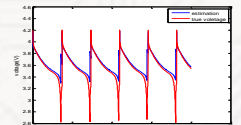
Battery Cell with Si Anode



Failure Modes



Reliability Performance



Physics of Failure Simulation and Experiment

Reliability-based Design Theory

Failure Diagnosis, Prognosis and Health Management

Remaining Useful Life Prediction

